

# DEPARTMENT OF DRAVYAGUNA

## Departmental profile

### VISION


Dravya is being the second amongst the Chatuspada. Chikitsa is incomplete without Dravya.

To educate and empower students with quality education and proficiency in research field.


### MISSION

- Imparting classical knowledge of medicinal plants and
- Training the young minds to enhance their professional skills by qualified and experienced teachers.
- Providing awareness about the plant species and preserving rare and endangered species and cultivation practices.
- Promoting innovation research activities in single and polyherbal formulations.

## Staff details

S. NO	Staff name, Qualification and Designation	Photo and profile
01	<p>Dr M.S.VEENA</p> <p><b>BAMS MD</b></p> <p>Professor and HOD, Department of PG and PhD studies in Dravyaguna.</p>	 <p>SHE IS WORKING IN THE DEPARTMENT OF DRAVYA GUNA AS PROFESSOR AND HEAD OF THE DEPARTMENT (UG), SHE GUIDED MORE THAN 20 PG SCHOLARS. SHE RECOGNIZED AS PhD GUIDE IN RGUHS BENGALURU AND PRESENTLY GUIDING 7 PhD SCHOLARS. SHE IS INCHARGE OF SANJEEVINI GARDEN SITUATED IN COLLEGE CAMPUS. UNDER HER GUIDANCE MANY PG SCHOLARS HAVE PRESENTED MANY PAPERS IN NATIONAL SEMINARS, SHE HAS A CREDIT OF CONDUCTING WORKSHOPS AND ALSO MEMBER OF STUDENT COUNCIL. ALSO SERVING AS VICE PRESIDENT OF TEACHERS ASSOCIATION.</p> <p><b>Date of Joining to GAMC Bangalore in present Designation:</b> 25th March 2011</p> <p><b>Initial Date of Joining to Any Institution as Faculty:</b> 13th March 2000</p> <p><b>Year of completion of PG:</b> 1999</p>

--	--	--



02	<p>Dr. Mamatha V Rao BAMS MD Professor and HOD, Department of UG studies in Dravyaguna.</p>	 <p>Awards and Achievements.</p> <p>1.Receipient of Yadathore Parthanarayana pundit award .2. She is working in the Department of Dravyaguna as Professor and HOD (UG).3. She is a recognized PG guide from RGUHS and She has guided about 7 PG scholars .4.She has actively participated as a resource person in NRHM and SCP/TSP camps.5.She has given many talks in radio and TV channels</p> <p>6.She has actively participated in Medical camps,Free distribution of medicinal plants,Arranging guest lectures in the Department. She also actively participated in planting medicinal plants in our campus garden and treating patients effectively with single drug therapy or Ekamoolika prayoga in our hospital.</p> <p><b>Year of completion of PG: 2000</b></p>
----	---	---

		<p><b>Date of joining GAMC Bangalore in present designation:</b></p> <p>05.01.2022</p> <p><b>Initial date of joining as faculty:</b> 29.06.2001.</p>
--	--	--




03	<p>Dr. Dharani</p> <p>B.A.M.S.,</p> <p>M.D.(Ayu)</p> <p>Designation:</p> <p>Associate Professor</p>	 <p>Dr. Dharani is working in the Department of Dravyaguna as Associate Professor. She is a recognized PG guide from RGUHS Kassandra and guiding the PG scholars from past 7 years. She has given various guest lectures in health education programs.</p> <p>Papers Published: 04</p> <p>Awards &amp; Achievements:</p> <ol style="list-style-type: none"> <li>1. Jeevaka award winner</li> <li>2. Participated as resource person in ROTPs under NRHM, AYUSH NHM doctors training program, training program in Manemaddu, training of ASHA workers in manemaddu, many schools and colleges etc.</li> <li>3. One of the organizers of the national level seminar in Dravyaguna, 'Dravyaguna Prabodhini-2019'</li> <li>4. Co-editor for the book, 'Taayi mattu Maguvina Aaraike'</li> <li>5. Given articles to the book, 'Gruhavaidya Pradeepika' and various newspapers.</li> <li>6. Given many health talks in AIR and various television channels.</li> <li>7. she worked as a Principal investigator for the RGUHS Bengaluru project work.</li> </ol> <p><b>Date of Joining to GAMC Bangalore in present Designation:</b> 23th Sep 2017</p> <p><b>Initial Date of Joining to Any Institution as Faculty:</b> 1st Feb 2007</p> <p><b>Year of completion of PG:</b> 2006</p>
----	---	---



<p>04.</p>	<p>Dr. Mamatha Sri. S BAMS, MD(Ayu) Dravyaguna Designation: Associate Professor</p>	 <p>Dr.Mamatha Sri is working in Department of Dravyaguna as Associate professor. She has completed her UG from GAMC Mysore and PG from GAMC Bangalore. She is having teaching experience of more than 12 years and given many guest lectures.</p> <p><b>Date of Joining to GAMC Bangalore in present Designation:</b> 23rd March 2018</p> <p><b>Initial Date of Joining to Any Institution as Faculty:</b> 2nd Feb 2007</p> <p><b>Year of completion of PG:</b> 2006</p>
<p>05.</p>	<p>Dr Yogesh G B.A.M.S., M.D.(Ayu) Designation: Associate Professor</p>	



		<p><b>Achievements</b></p> <p>He is having teaching experience of more than 14 years and given many guest lectures. . He is a recognized PG guide from RGUHS and She has guided about 9 PG scholars. He presented 5 various papers in national and international conferences. He attended 20 seminar / conferences throughout India.</p> <p>Total number of Published articles:</p> <p>National :14</p> <p>International :10</p> <p><b>Date of Joining to GAMC Bangalore in present Designation:</b> 18th October 2018</p> <p><b>Initial Date of Joining to Any Institution as Faculty:</b> 04<sup>th</sup> April 1998</p> <p><b>Year of completion of PG:</b> 2007</p>
06.	<p>Dr Savita Balagouda Sutagatti B.A.M.S., M.D.(Ayu) Designation: Assistant Professor</p>	 <p>Dr Savita Balagouda Sutagatti presently Working as an Assistant professor in Department of Dravyaguna vijnana. She has good</p>

		<p>knowledge in Ekamoolika prayoga. She also Presented Research papers and given guest lecture. Currently she is pursuing her PhD course.</p> <p>Published research articles: 03</p> <ol style="list-style-type: none"> <li>1. Parasitism of Cuscuta reflexa a source drug for Akashavalli.</li> <li>2. Farming anti diabetic medicinal plants – an update</li> <li>3. A comparative analytical and in vivo evaluation of Musta and Shatavari for Antiatherosclerosis activity.</li> </ol> <p>Awards &amp; Achievements:</p> <ol style="list-style-type: none"> <li>1. She has been Awarded by Rajiv Gandhi university of health sciences Bengaluru Karnataka in 2018 for securing 2nd rank in MD Dravyaguna vijnana.</li> <li>2. She achieved 1st prize in oral presentation during World Ayurveda Congress in 2016.</li> <li>3. She has been Invitee as a resource person and guest speaker in many institutions to deliver lecture on Mane Maddhu and hands on training of some simple home remedies.</li> <li>4. Participated as resource person in ROTPs under NRHM, AYUSH NHM doctors training program participated in SCP/TSP and NSS medical camps.</li> <li>5. She worked as a co-investigator in the RGUHS Bengaluru research project work.</li> </ol> <p><b>Date of Joining to GAMC Bangalore in present Designation:</b> 22nd April 2018</p> <p><b>Initial Date of Joining to Any Institution as Faculty:</b> 1st Jan 2018</p> <p><b>Year of completion of PG:</b> 2017</p>
--	--	---

# LABAROTARY

- **CENTRAL RESEARCH LABAROTATORY**: Department has an adequate Instruments and equipment's required for functional Central Research Laboratory.



- **MUSEUM:** Department has a 300 dry and 50 wet specimens, also has an adequate charts and model as per the NCISM norms.



- **HERBAL GARDEN:** Sanjeevini and Bhavamishra Vana has more than 250 species of medicinal plants and more than 1000 plants nearby Biodiversity hot spots are organized.



- Department has a **PERIPHERAL PHARMACOVIGILANCE CELL** recognized by Ministry of AYUSH is annexed to Dravyaguna department with providence of one program assistant staff.
- **DEPARTMENT LIBRARY:** Department has a well-established library with 2300 books.



## **ACTIVITIES**

### **RGUHS Research projects**

- a) **“In vitro evaluation of coagulant property of Tulasi (Ocimum sanctum)”- Undergraduate RGUHS Research project work - 2020-2021 by Dr Veena M S And team.**
- b) **“A comparative analytical and in vivo evaluation of Musta (Cyperus rotundus) and Shatavari (Asperagus racemosus) for anti-atherosclerosis activity”- RGUHS Research project work 2021-2022 by Dr Dharani and team.**

### **Guest Lectures**

1. **Dr Harini, PhD scholar presented a lecture on topic “experimental models for cardiovascular drugs” on 06/07/2022.**
2. **A lecture by Dr. Ashwini S Pai, program assistant PPVC on the topic “Education and Awareness about Pharmacovigilance” on 20/07/2022.**
3. **Dr Naveen PhD scholar presented a lecture on the topic “Scope for Research in Dravyaguna” on 18<sup>th</sup> august 2022.**
4. **A talk by Dr. Harini, PhD scholar on the topic “Bioavailability and ACE inhibition” on 14<sup>th</sup> December 2022.**
5. **A lecture by Raghunath, PhD scholar on the topic “evaluation of crude drugs” on 27/12/2022.**
6. **A lecture by vikram Chauhan on the topic “Future scopes of Ayurveda for Postgraduates” on 24/01/2022.**

## Field visits

1. Postgraduate students along with staff Visited FRLHT Bengaluru on 22<sup>nd</sup> July 2022.
2. Postgraduates and department staffs Visited Jawaharlal Nehru Tropical Botanical Garden and Research Institute Kerala on 20<sup>th</sup> October 2022.
3. Postgraduates visited the SDM Ayurvedic Medical College and Research Center Herbal Garden Hassan on 1<sup>st</sup> December 2022.
4. Postgraduates Participated in “ARANYAKAM - A Field Visit in Nagalessary Hill” at Vavonar, Palakad District. Kerala on 2<sup>nd</sup> January 2022.



## **Presentations**

- a) Talk given by Dr. Veena M. S. on "An Integrated overview on the killer Disease -Cancer" - Online webinar, organized by All India Unani Tibor Congress wing Tamil Nādu on 4th February 2022.
- b) Talk given by Dr. Dharani on “Physical health (Importance of Ayurveda for good health)” at Bangalore institute of Technology K R ROAD VV PURAM Bengaluru on 04/01/2022.
- c) Talk on the topic “Dinacharya Ritucharya – importance of lifestyle in maintaining health” at ARYA GOVERNMENT pre university on 04th. February 2021 by Dr. Veena M S.
- d) Talk given by Dr. Mamatha Shree on “pharmacology" at JSS Ayurveda medical college Mysuru, organized by Dept of Dravyaguna on 22-12-2022.
- e) Dr Muruges, 1<sup>st</sup> year postgraduate scholar presented oral presentation on the topic -Overview on Vrikshayurveda at “Kalpataru 2022” DGM Ayurvedic Medical College and research center, Gadag, Karnataka, on 25<sup>th</sup> August.
- f) Dr. Rajeshwari, 1<sup>st</sup> year postgraduate scholar presented oral presentation on the topic - Standardization of Herbal Medicine at “Kalpataru 2022” DGM Ayurvedic Medical College and research center, Gadag, karnataka on 25<sup>th</sup> August.
- g) Dr Dilrukshi, 1<sup>st</sup> year pg scholar presented oral presentation on the topic “Dravyaguna aspect of MASANUMASIKA GARBHINI PARICHARYA mentioned in Bruhathrayi” at “PRASUTICON” – International conference BHU Jamanagar on 22/08/2022.

## **Other activities**

- ❖ Distributed 2000 Medicinal plants (Vasa, Tulasi, Mandukaparni and Meshashringi) at OPD and IPD SJAUH Bengaluru from 12<sup>th</sup> September 2022 to 23<sup>rd</sup> oct 2022 on the account of AYURVEDA DAY celebration.



- ❖ Participated in Aroha International Conference at Seshadripuram Degree College, Tumkur, Karnataka on 16<sup>th</sup> August 2022.
- ❖ Conducted Mental Health Awareness program in various schools and colleges on behalf of AYURVEDA DAY Celebration.
- ❖ Participated in “AYURVEDA DHARA- vision ayurveda 2047” program on 23<sup>rd</sup> and 24<sup>th</sup> September 2022 at TDU, FRLHT Bengaluru.
- ❖ Participated in FREE Health Camp at Chikkaballapura, Bengaluru on 14<sup>th</sup> august 2022.
- ❖ Participated in Health NSS CAMP at Shivagange, Bengaluru Rural district, Karnataka on 9<sup>th</sup> May 2022.
- ❖ Attended World Ayurveda Congress from 8<sup>th</sup> December to 12<sup>th</sup> December 2022 at Bengaluru.
- ❖ Attended “JIGNASA- National Arogya Fair” from 8<sup>th</sup> December to 12<sup>th</sup> December 2022 at Bengaluru.



## **DEPARTMENTAL AND LABAROTARY ACTIVITIES**

- 1. Total number of Journal presentation- 20.**
- 2. Total number of Dravya Chintana- 35.**
- 3. Total number of clinical discussion- 05.**
- 4. Total number of Seminars on Review of Medicinal plants mentioned in Bhavapraksha Nigantu varga's- 70.**
- 5. Total number of Transverse Microscopic Sections conducted - 20.**
- 6. Total number of Powder Microscopic Sections Conducted- 20.**